

KING



FURNITURE

Seat

Polyurethane foam, cushions filled with feathers or foam

Construction

Slab structure, low base — synthetic feet, high base — synthetic feet and a black melamine plinth; webbing tape

Finish

Fabric, leather

TABLES








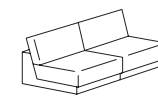

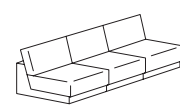
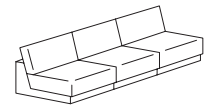
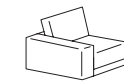
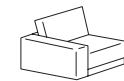




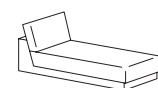









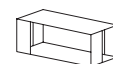

Construction

The lacquered MDF board or finished in natural veneer; the chrome-plated steel elements (KI/SO)

Table tops

Varnished MDF or finished in natural veneer



					
KI/PM 87 x 87 x 38	KI/PL 100 x 100 x 38	KI/1S 76 x 100 x 68 x 38	KI/1M 87 x 100 x 68 x 38	KI/1L 100 x 100 x 68 x 38	
					
KI/2S 146 x 100 x 68 x 38	KI/2M 174 x 100 x 68 x 38	KI/2L 200 x 100 x 68 x 38	KI/3S 219 x 100 x 68 x 38		
					
KI/3M 261 x 100 x 68 x 38	KI/3L 300 x 100 x 68 x 38	KI/NPS 100 x 100 x 68 x 38 L/P	KI/NPM 114 x 100 x 68 x 38 L/P	KI/NPL 127 x 100 x 68 x 38 L/P	
					
KI/NRS 100 x 100 x 68 x 38 L/P	KI/NRM 114 x 100 x 68 x 38 L/P	KI/NRL 127 x 100 x 68 x 38 L/P	KI/OM 87 x 180 x 68 x 38	KI/OL 100 x 180 x 68 x 38	
					
KI/S 15 x 97 x 48	KI/M 27 x 97 x 48	KI/L 35 x 97 x 36	KI/POL 100 x 28	KI/POM 87 x 28	KI/PZ 50 x 17
					
KI/SM 90 x 70 x 28	KI/SD 100 x 100 x 28	KI/RN 90 x 37 x 36	KI/SO 40 x 50		