



Desk with electric height adjustment

## S4

Balma's S4 range of desks, complete with electrical height adjustment, is an incredibly durable and lightweight solution. Height adjustment is fast and precise thanks to the twin engines synchronised in the way as to eliminate the uneven loads. The S4 range includes single and double desks, with quick and easy installation reducing labour costs.

### FUNCTIONAL FEATURES:

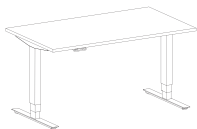
- economical solution for the office or home
- dimensionally and aesthetically matched with other Balma furniture systems
- the possibility of building single and double workstation
- desk height control by remote control with display with the ability to remember 4 favorite settings
- anti-collision system

### WORKTOP:

- worktop with a thickness of 25 mm made of melamine board in full colors according to the Balma pattern book
- available laser edging in specific colors
- available edging in a different color from the Balma collection
- it is possible to apply a cut-out from the front, main 40 or 60mm or cable ports

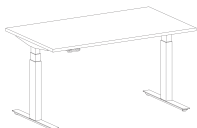
### FRAME:

- desk frame available in three versions S4 V S4 UP S4 UP2
- powder coated frame in white RAL 9016, silver RAL 9006 or black RAL9005
- any RAL color for orders over 100 items
- leveling feet in the range of 10 mm



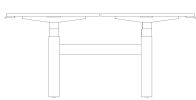
### S4 V

- S4-13 180/80/63-129
- S4-01 160/80/63-129
- S4-02 140/80/63-129
- S4-03 120/80/63-129



### S4 UP

- S4-14 180/80/64-130
- S4-09 160/80/64-130
- S4-10 140/80/64-130
- S4-11 120/80/64-130



### S4 UP 2

- S4-15 180/80/62-128
- S4-04 160/160/62-128
- S4-05 140/160/62-128
- S4-06 120/160/62-128



### CABLE DUCTS

- S4-16 For S4 desks
- S4-17 120-160 cm