



Shelving units

Stepps

design: Piotr Kuchciński

The STEPPS system makes it possible to create communication routes and to establish visibly distinctive zones of work, relaxation and fun. The constructed modules allow to build wall, corner or free-standing, accessed from both sides, shelving units. The stable and solid structure is guaranteed by metal ladders, which are connected by means of shelves. The large diversity of the elements of STEPPS system has resulted in creating a product that can fulfil various individual needs. The standard heights ranging from 1 to 7OH, three shelf widths, cabinets, boxes and sliding doors will enable to create and adjust the modules to the aesthetic, functional and spatial needs.

FUNCTIONAL FEATURES:

- practically limitless possibility of configuring elements within the system allows to fit STEPPS shelving units into any office, hotel, public or housing space
- an extensive collection of elements that enables to individually configure the shelving unit
- from the elements of the system free-standing, wall and corner shelving units can be built. A diversity of available materials and finishes ensures complete freedom in selecting and creating one's own functional and visual solutions
- the structure of shelving units is solid and durable
- a possibility of assembling the system oneself and shipment in flat packages will significantly lower the costs of the installation of the system

FINISHES:

		metal frame, powder-coated	MFC		natural veneer		matt varnished MDF		Upholstery
			12 mm	18 mm	12 mm	18 mm	12 mm	18 mm	
REGAL	LADDER	•							
	SHELF			•		•			
	BEVELED SHELF		•		•				
	CABINET			•		•			
	BOTTOM CABINET			•		•			
	SLIDING DOOR	•		•		•			
BUILT-IN WARDROBE		•		•		•			•
PLANT SHELVES				•		•			
MOBILE SHELVING UNITS		•		•		•			•
DESKS		•		•		•			•
SCREEN		•							•
HIGH TABLE		•		•		•		•	
ACCESSO- RIES	BOXES		•		•		•		
	SHELVES SUPPORT			•		•		•	
	HANGING BOX	•							
	HANGERS	•							
	MIRROR	•					•		








• full colour according to BALMA colouring pattern

• limited color range: white 2700, grey 1205, natural oak 0400, black 1100








SHELVING UNITS

width / depth / height
cm



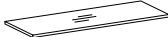





• straight external and internal ladders

	R3-101 38,1/1,8/38,1		R3-102 38,1/1,8/74,4		R3-103 38,1/1,8/110,7		R3-104 38,1/1,8/147
R3-121	38,1/1,8/38,1	R3-122	38,1/1,8/74,4	R3-123	38,1/1,8/110,7	R3-124	38,1/1,8/147
	R3-105 38,1/1,8/183,3		R3-106 38,1/1,8/219,6		R3-107 38,1/1,8/255,9		
R3-125	38,1/1,8/183,3	R3-126	38,1/1,8/219,6	R3-127	38,1/1,8/255,9		

• corner ladders

	R3-131 38,1/40/38,1		R3-132 38,1/40/74,4		R3-133 38,1/40/110,7		R3-134 38,1/40/147
	R3-135 38,1/40/183,3		R3-136 38,1/40/219,6		R3-137 38,1/40/255,9		

• shelves

	R3-151 34,5/38/1,8		R3-152 70,8/38/1,8		R3-153 107,1/38/1,8		R3-181 34,5/50/1,8
R3-154	34,5/38/1,8	R3-155	70,8/38/1,8	R3-156	107,1/38/1,8		
	R3-182 70,5/50/1,8		R3-183 107,1/50/1,8		R3-157 34,5/38/38		R3-158 70,8/38/38
				R3-160	34,5/38/38	R3-161	70,8/38/38



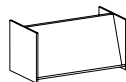
R3-159 107,1/38/38
R3-162 107,1/38/38

· cabinets

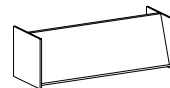
· beveled shelves



R3-085 34,4/36,1/34,4



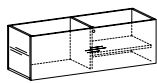
R3-086 70,8/36,1/34,4



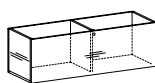
R3-087 107/36,1/34,4



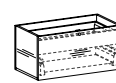
R3-021 70,8/38/34,4



R3-022 107,1/38/34,4



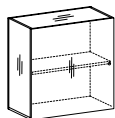
R3-023 107,1/38/34,4



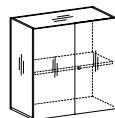
R3-024 70,8/34,4/34,4



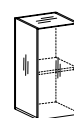
R3-025 107,1/34,4/34,4



R3-031 70,8/38/70,7

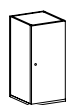


R3-801 70,8/38/70,7

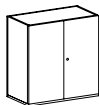


R3-032 34,5/38/70,7

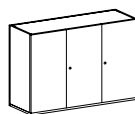
· bottom cabinets



R3-033 34,4/38,1/73,3



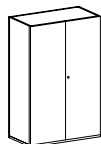
R3-034 70,7/38,1/73,3



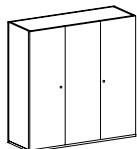
R3-035 107/38,1/73,3



R3-036 34,4/38,1/109,6

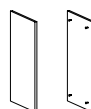


R3-037 70,7/38,1/109,6

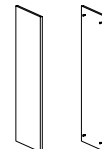


R3-038 107/38,1/109,6

· side panel

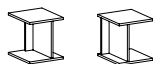


R3-811 1,8/38,1/72,6
R3-812 1,8/38,1/72,6

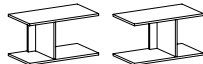


R3-813 1,8/38,1/109
R3-814 1,8/38,1/109

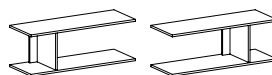
· shelf support



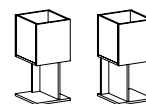
R3-815 34,5/38,1/38,1



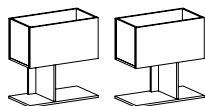
R3-816 70,8/38,1/38,1



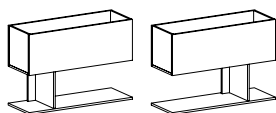
R3-817 107/38,1/38,1



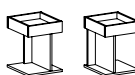
R3-818 34,5/38,1/74,4



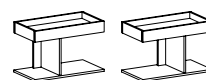
R3-819 70,8/38,1/74,4



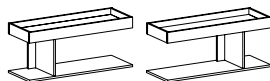
R3-820 107/38,1/74,4



R3-821 34,5/38,1/48,1



R3-822 70,8/38,1/48,1

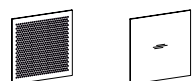


R3-823 107/38,1/48,1

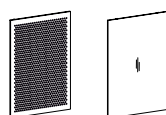
· sliding doors



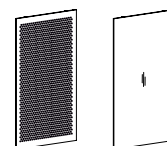
R3-041 74,4/1,2/36



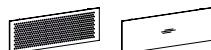
R3-042 74,4/1,2/72,3



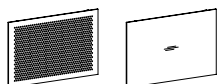
R3-043 74,4/1,2/108,6



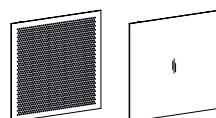
R3-044 74,4/1,2/144,9



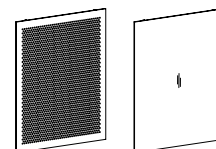
R3-045 110,7/1,2/36



R3-046 110,7/1,2/72,3



R3-047 110,7/1,2/108,6

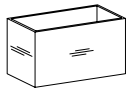


R3-048 110,7/1,2/144,9

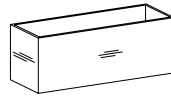
· plant shelves



R3-071 34,5/38/38,1
R3-072 34,5/38/38,1



R3-073 70,8/38/38,1
R3-074 70,8/38/38,1



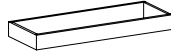
R3-075 107,1/38/38,1
R3-076 107,1/38/38,1



R3-077 34,4/38/10
R3-078 34,4/38/10

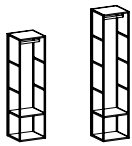


R3-079 70,8/38/10
R3-080 70,8/38/10

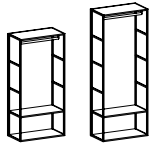


R3-081 107,1/38/10
R3-082 107,1/38/10

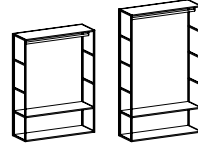
WARDROBE MODULES



R3-061 38,1/40/147
R3-062 38,1/40/183,3



R3-063 74,4/40/147
R3-064 74,4/40/183,3



R3-065 110,7/40/147
R3-066 110,7/40/183,3

MOBILE SHELVING UNITS



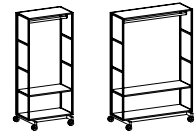
R3-051 74,4/62,3/51
R3-052 110,7/62,3/51




R3-053 74,4/62,3/87,4
R3-054 110,7/62,3/87,4



R3-055 74,4/62,3/123,7
R3-056 110,7/62,3/123,7



R3-057 74,4/62,3/160
R3-058 110,7/62,3/160

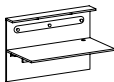


R3-059 74,4/62,3/196,3
R3-060 110,7/62,3/196,3

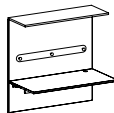


R3-094 74,4/38,1/94,2

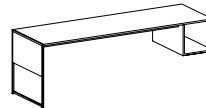
SINGLE DESKS



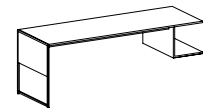
R3-201 107,1/56,8/72,6



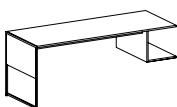
R3-202 107,1/56,8/108,9



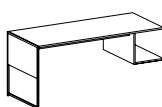
R3-211 220/70,8/75



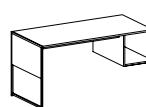
R3-212 200/70,8/75



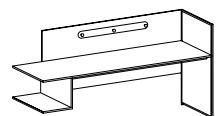
R3-213 180/70,8/75



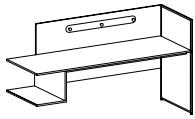
R3-214 160/70,8/75



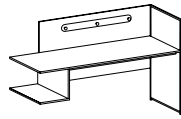
R3-215 140/70,8/75



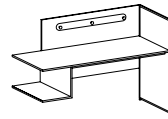
R3-221 220/72,6/111,4



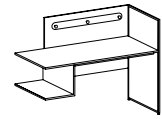
R3-222 200/72,6/111,4



R3-223 180/72,6/111,4

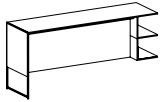


R3-224 160/72,6/111,4

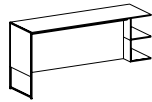


R3-225 140/72,6/111,4

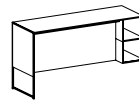
HIGH TABLES



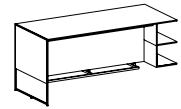
R3-231 240/70,8/111,4



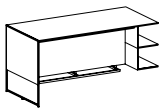
R3-232 220/70,8/111,4



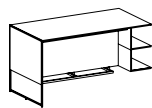
R3-233 200/70,8/111,4



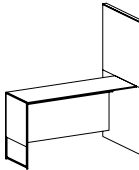
R3-234 240/107,1/111,4



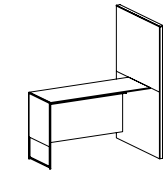
R3-235 220/107,1/111,4



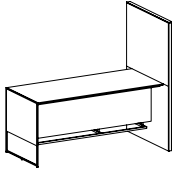
R3-236 200/107,1/111,4



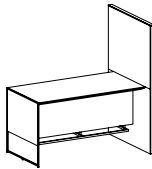
R3-237 200/70,8/223,4



R3-238 180/70,8/223,4

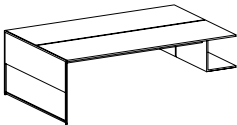


R3-239 240/107,1/223,4

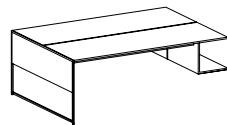


R3-240 220/107,1/223,4

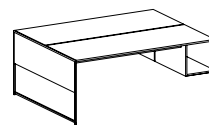
DOUBLE DESKS



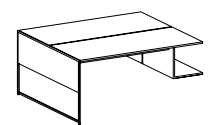
R3-216 220/143,4/75



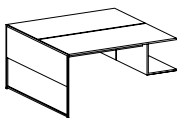
R3-217 200/143,4/75



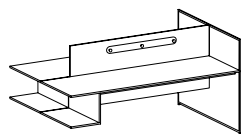
R3-218 180/143,4/75



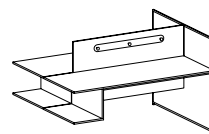
R3-219 160/143,4/75



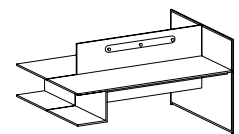
R3-220 140/143,4/75



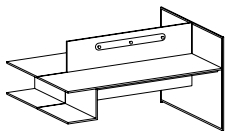
R3-226 220/143,4/111,4



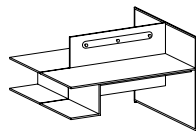
R3-227 200/143,4/111,4



R3-228 180/143,4/111,4



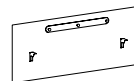
R3-229 160/143,4/111,4



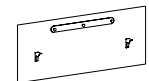
R3-230 140/143,4/111,4

· screens for single desks

· screens for double desks



R3-301 181,8/1,8/74,4
R3-302 161,8/1,8/74,4
R3-303 141,8/1,8/74,4
R3-304 121,8/1,8/74,4
R3-305 101,8/1,8/74,4



R3-306 180/1,8/74,4
R3-307 160/1,8/74,4
R3-308 140/1,8/74,4
R3-309 120/1,8/74,4
R3-310 100/1,8/74,4

ACCESSORIES



R3-011 34,4/36,1/34,3



R3-012 34,4/36,1/34,3



R3-014 17/36,3/34,5



R3-015 17/36,1/34,3



R3-401 15/12,5/17,5



R3-403 22,5/12/7,5



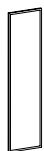
R3-404 7,5/7,5/12,5



R3-405 22,5/7,5/22,5



R3-091 38,1/4/147



R3-092 38,1/6,6/147



R3-172 38,1/1,8/50-80



R3-173 38,1/1,8/35-50



R3-171

HANGERS




R3-093 38/6/38



R3-095 \varnothing 3,1/3



R3-402 3/5/6



R3-088 38,1/38,1/147



R3-096 32/4,8/8



R3-097 68/4,8/8



R3-098 104/4,8/8